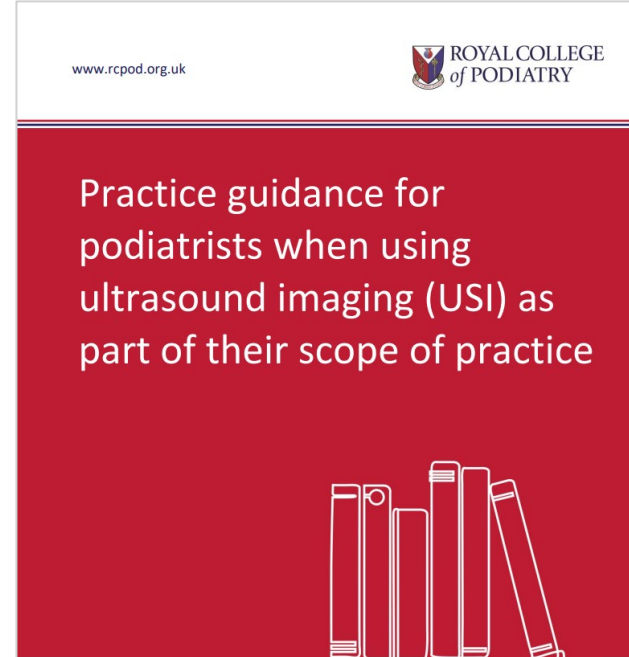

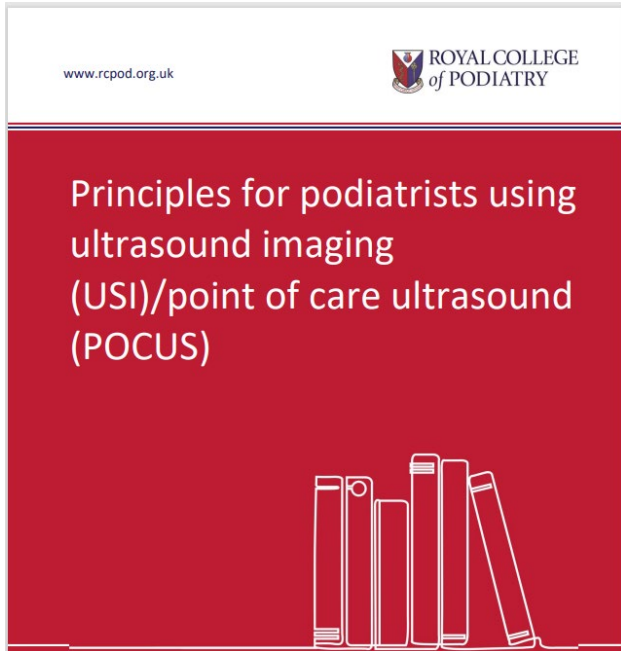


An update on the RCPod guidelines for podiatrists using ultrasound in practice



**Authors: Mr Jai Saxelby, Professor Heidi Siddle, Dr Lisa Wright,
Mr Lawrence Ambrose**

Session Aims

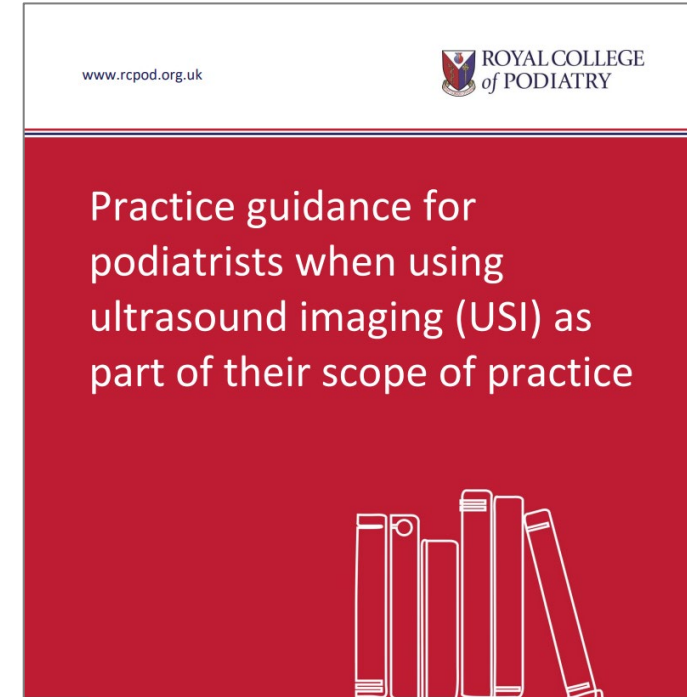

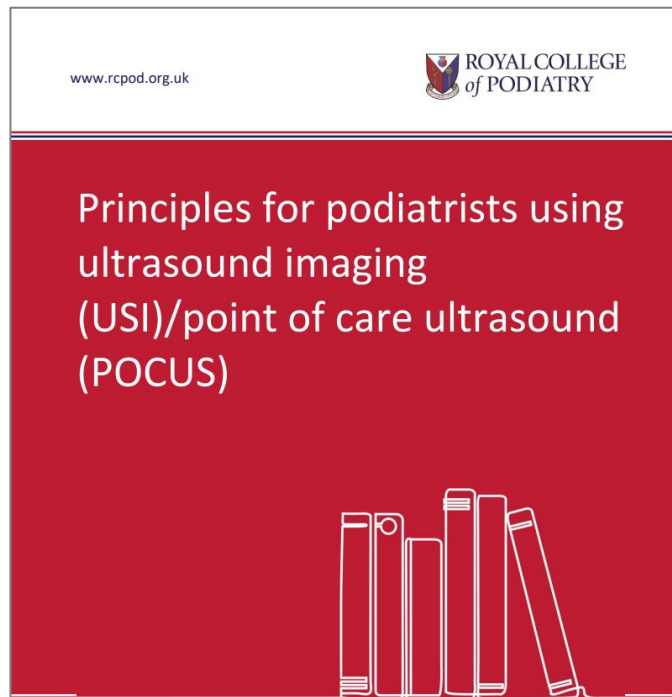
- CQC update
- HCPC requirements
- RCPod guidelines
- FAQ addition to guidelines
 - Learning contract & breadth of practice
 - CASE & PgCert courses



RCPod Guidance documents for podiatrists using MSUS

Lack of regulation, alongside an increasing use of MSUS, are potential drivers for misuse & podiatrists should not underestimate the cost of misdiagnosis (1, 2)


Driver for RCPod recommendations & guidelines



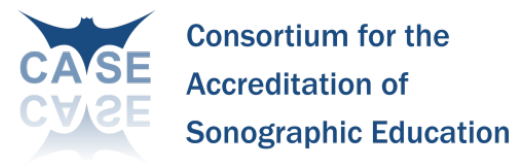
RCPod Guidance documents – *Informed by:*

Stakeholder consultations & survey (1):

Existing guidelines SoR & BMUS Guidelines (2-4):




CASE Requirements & Handbook & MSUS position Statements (5, 6):




Frequently asked questions (FAQ) added to practice guidelines

www.rcpod.org.uk




ROYAL COLLEGE
of PODIATRY

Practice guidance for podiatrists when using ultrasound imaging (USI) as part of their scope of practice



www.rcpod.org.uk



ROYAL COLLEGE
of PODIATRY

Frequently asked questions

- If you have a CASE accredited award at Level 7 (in England, Northern Ireland, and Wales) (Level 11 in Scotland) in diagnostic ultrasound, will the Royal College of Podiatry insure you to use diagnostic ultrasound?
Podiatrists using diagnostic/ point of care ultrasound must undertake a Level 7 (Level 11 in Scotland) CASE-accredited award e.g. PG Cert, PGD, MSc (a PG Cert being the minimum standard of award) to ensure they meet the required HCPC standards for safe and effective practice. However, those who have previously completed a CASE-accredited award but not at the appropriate level i.e. PG Cert can continue to practice but have a duty to commence an appropriate Ultrasound CASE accredited award prior to the latest HCPC registration renewal of podiatrists/chiropractors in 2026 and complete an appropriate level award.*
- If I have no formal qualification, will the Royal College of Podiatry insure me to use diagnostic ultrasound?
No, you should stop using ultrasound, consult the directory of CASE accredited courses and contact the appropriate HEI to ensure you train at the required level stated in the RCPod Practice guidance for podiatrists when using ultrasound imaging (USI) as part of their scope of practice.
- I have a CASE accredited award, but it is below the PG Cert level i.e. Focused course. How do I work towards a PG Cert (CASE accredited) in medical ultrasound?
Members are encouraged to work with Higher Education Institutes (HEI) towards a PG Cert (CASE accredited) in medical ultrasound to enhance competency. You may be able to apply for some/all of the learning from previously completed modules to be counted towards a PG Cert, via recognition of prior learning (RPL) or equivalent processes, however, these processes differ for HEIs; and it will be the decision of the HEI what may be possible. Therefore, members should contact HEIs directly to explore this. See CASE position statement on RPL [here](#).

Practice guidance for podiatrists when using ultrasound imaging (USI) as part of their scope of practice

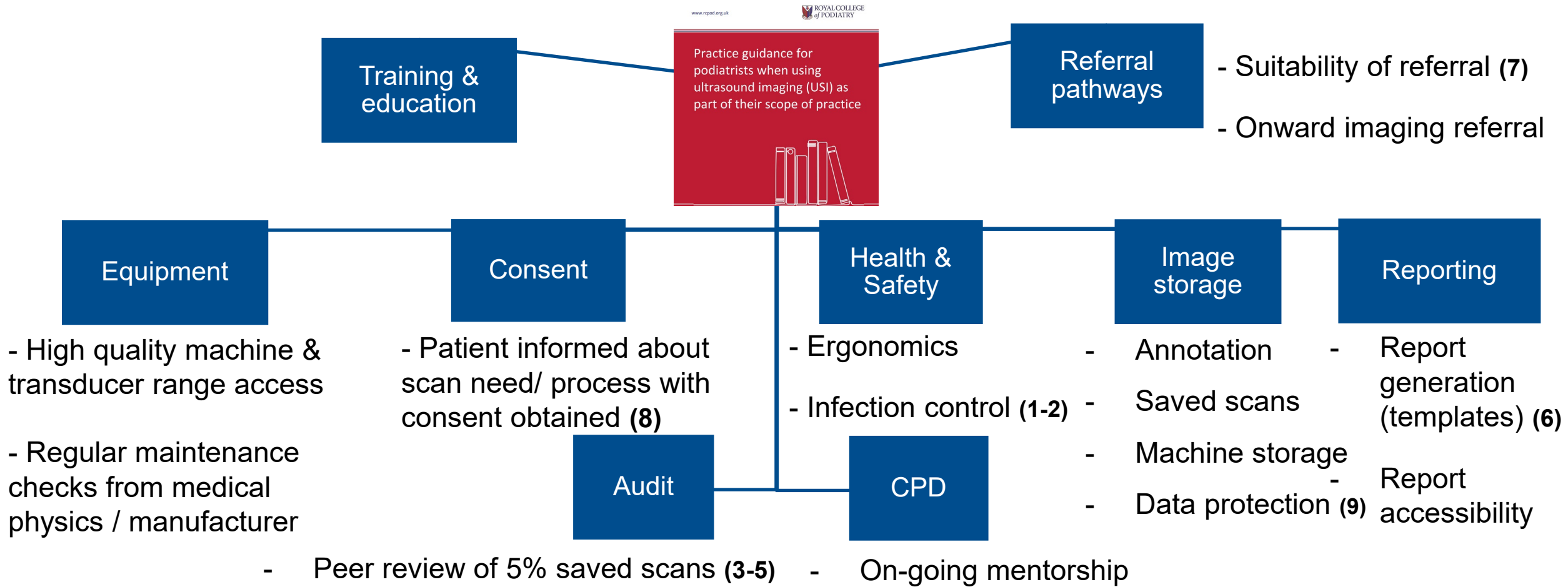
Page 27 of 29

www.rcpod.org.uk



Practice Guidance

Recommendations include:



Care Quality Commission



Legal Requirement:

In England, the CQC regulates health and social care, and it is a legal requirement under the Health and Social Care Act 2008 to register with the CQC if a practice is providing diagnostic and screening procedures, such as ultrasound. A podiatrist must legally comply with all relevant regulators.



RCPod and CQC

Multiple attempts to engage in conversation with CQC

Meeting with Sarah Penkethman 14 July 2025

No further updates



CASE accredited award

Podiatrists using diagnostic/ point of care ultrasound must undertake a Level 7 (Level 11 in Scotland) CASE-accredited award e.g. PG Cert, PGD, MSc (a PG Cert being the minimum standard of award) to ensure they meet the required HCPC standards for safe and effective practice.



Appropriate level

However, those who have previously completed a CASE-accredited award but not at the appropriate level i.e. PG Cert can continue to practice but have a duty to commence an appropriate Ultrasound CASE accredited award prior to the latest HCPC registration renewal of podiatrists/chiropractors in 2026 and complete an appropriate level award.*



MSUS Training & Education

www.rcpod.org.uk



Practice guidance for podiatrists when using ultrasound imaging (USI) as part of their scope of practice



RCPod recommends that any member who wants to use MSUS must:


- comply with the relevant regulator (HCPC) standards.
- undertake a programme/award that aligns with their personal scope of practice for MSUS use, which is:
 - **CASE accredited**
 - **Minimum PgCert level**



CASE – MSUS Position Statements: *Professional experience on entry*



Position Statement 1: Applicants should be aligned with an appropriate professional body & have an appropriate amount and type of pre-existing experience in a clinical MSK or US specialism.



CASE MSUS Position Statements: *Portfolio / Learning Contract*

- **Position Statement 2:** Students should undertake a portfolio of practice/ learning & demonstrate competency in areas that clearly align with their subsequent breadth/remit of US scanning following completion of the course.
- **Position Statement 3:** CASE advocate that the learner presents their portfolio of practice/ learning and competency assessments to their employer (or regulator, as appropriate) as evidence of their initial practice.



Consortium for the
Accreditation of
Sonographic Education

CASE MSUS Position Statements: *Portfolio / Learning Contract*

Learning contract

**Defined breadth of
practice; i.e. foot &
ankle region & remit**

Supervised Scan log



Supervised Scan hours

Reflective practice & audit

Competency assessments



FAQ – Breadth of practice

- Can I provide diagnostic ultrasound to people under the age of 16?
If you have a CASE accredited award to at least a PG Cert and your portfolio/learning contract included scanning of under 16's i.e. your defined scope of practice, then in that case yes, but if it does not then no and further training and mentorship will be required.



**Authors: Mr Jai Saxelby, Professor Heidi Siddle,
Dr Lisa Wright, Mr Lawrence Ambrose**

FAQ – Breadth of practice

- Can I provide ultrasound guided injections, including nerve blocks, for surgical procedures?

You can provide ultrasound guided injections if you can demonstrate the appropriate education and competency in the three key areas that are required to fulfil this scope of practice, namely,

- 1) Injection therapy
- 2) Administration of medicines e.g. POM (S), NMP, PGD
- 3) USI in their individual scope of practice.



**Authors: Mr Jai Saxelby, Professor Heidi Siddle,
Dr Lisa Wright, Mr Lawrence Ambrose**

CASE MSUS Position Statements:

Mentorship

Position Statement 4: Student scans must be directly supervised by an appropriate mentor, who has appropriate qualifications **AND** experience in MSUS aligned with the student's breadth/remit of practice, as defined in their portfolio, i.e:

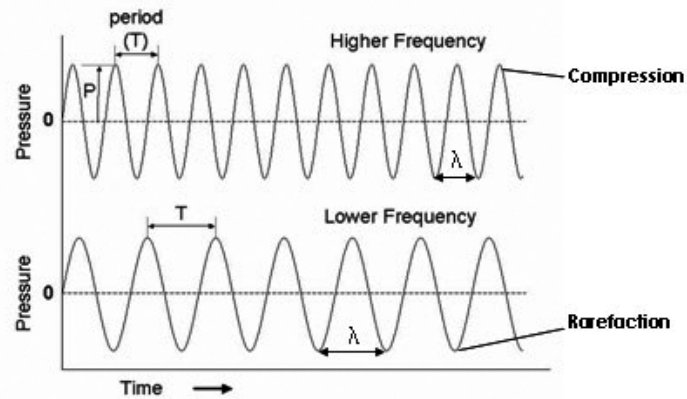
- PgCert qualification
- Minimum of 2*-years post qualification experience or level 2 Radiology in MSUS of foot & ankle

*Due to significant shortage of available mentors, qualified staff with a minimum of 1 year post qualification experience may act as local mentor if at least 1 other member of the supervisory team meets minimum requirement of 2 years' experience.



CASE MSUS Position Statements: *Physics & Professional issues*

- **Position Statement 5:** Aligning with the subsequent scope of MSUS practice, appropriate learning and formal assessment(s) (i.e. masters level (level 11 in Scotland or level 7 in England, Northern Ireland & Wales)) must be successfully completed for professional issues, science, physics and technology.



FAQ

- I undertook a qualification in diagnostic Ultrasound outside the UK, are overseas equivalent qualifications recognised?

As with HCPC registration and overseas qualification, there is a requirement for the clinician to be able to demonstrate competency, through mapping their overseas qualifications to that of a CASE accredited course.



**Authors: Mr Jai Saxelby, Professor Heidi Siddle,
Dr Lisa Wright, Mr Lawrence Ambrose**

I undertook a qualification in diagnostic ultrasound outside the UK, are overseas equivalent qualifications recognised

CASE Position Statement

CASE Programme Equivalence

Issued April 2023

The Consortium for the Accreditation of Sonographic Education (CASE) is often asked about the 'equivalence' of ultrasound programmes which are not themselves CASE accredited, predominantly from outside the UK and Ireland.

It is not within the remit of CASE to comment on 'equivalence' of non-CASE accredited programmes or individual practitioner's qualifications. As ultrasound is not a registered profession in the UK, the ultimate responsibility for assessing the equivalence of an award held by any employee, and ensuring that the knowledge, skills, and competence of sonographers are appropriate for UK practice, resides with the employer. This applies to any sonographer with or without a CASE accredited award and regardless of the country of qualification.



FAQ

- Where can I locate CASE accredited courses in the UK?
The directory of CASE accredited courses can be obtained [here](#).



**Authors: Mr Jai Saxelby, Professor Heidi Siddle,
Dr Lisa Wright, Mr Lawrence Ambrose**

Where can I locate CASE accredited courses in the UK?




CASE Consortium for the Accreditation of Sonographic Education

Home **Course Directory** Standards Handbook Apply for Accreditation CASE Compendium For HEIs Advice & Useful Links For Accreditors Contact Us


Directory of CASE Accredited Courses

A directory of all CASE Accredited Courses is published and updated annually. It contains standardised information on all UK and Ireland ultrasound education programmes that hold current CASE accreditation.

A copy of the most recent directory can be downloaded here:

 [Case_Directory_24-25_v6b.pdf](#)
Adobe Acrobat document [1.2 MB]

Contact us
[Fill out our form](#)
or contact
case@ipem.ac.uk
01904 806377



[Website Terms and Conditions](#) | [Privacy Policy](#)



<https://www.case-uk.org/course-directory/>

Where can I locate CASE accredited courses in the UK?

2024

PREPARED BY CASE COORDINATOR – NOVEMBER
2024



Consortium for the
Accreditation of
Sonographic Education

CASE DIRECTORY

VASCULAR ULTRASOUND MODULE

Those institutions which offer an identified vascular ultrasound module are listed below:

• Birmingham City University	8
• University of Cumbria	22
• University of Derby	25
• University of Hertfordshire	45
• Teesside University	66
• UWE Bristol University of the West of England	73

MUSCULOSKELETAL (MSK) ULTRASOUND MODULE

Those Institutions which offer an identified MSK modules are listed below:

• Birmingham City University	8
• Brunel University of London (PgC)	12
• Canterbury Christchurch University (PgC)	15
• University of Cumbria	18
• University of East London (PgC & PgD)	29
• University of Essex	33
• Health Sciences University	41
• University of Hertfordshire	45
• King's College London	48
• Sheffield Hallam University	62
• Teesside University	66



Upgrading from Focused to Pgcert

- Liaise with the HEI & discuss RPL options

Core units

- MUS7001 – Science and Instrumentation (20 credits)


Optional units

- MUS7002 – Upper Limb Ultrasound (20 credits)
- MUS7003 – Lower Limb Ultrasound (20 credits)
- MUS7045 – Soft Tissue Ultrasound (20 credits)
- MUS7047 – MSK Guided Injections (20 credits)
- MPH7008 – Professional Development (20 credits)
- MPH7009 – Leadership and Interprofessional Working (20 credits)
- MPH7005 – Evidence Based Practice (20 credits)



Thank you & any questions?

Link to RCPod Guidelines:



Sofa Session

Boisdale 1 15:20 -15:55pm

‘Routes to ultrasound education & practical tips on accessing mentorships’

